

895 Professional PVC Thermomat



Determination of the thermal stability of PVC
(dehydrochlorination method)

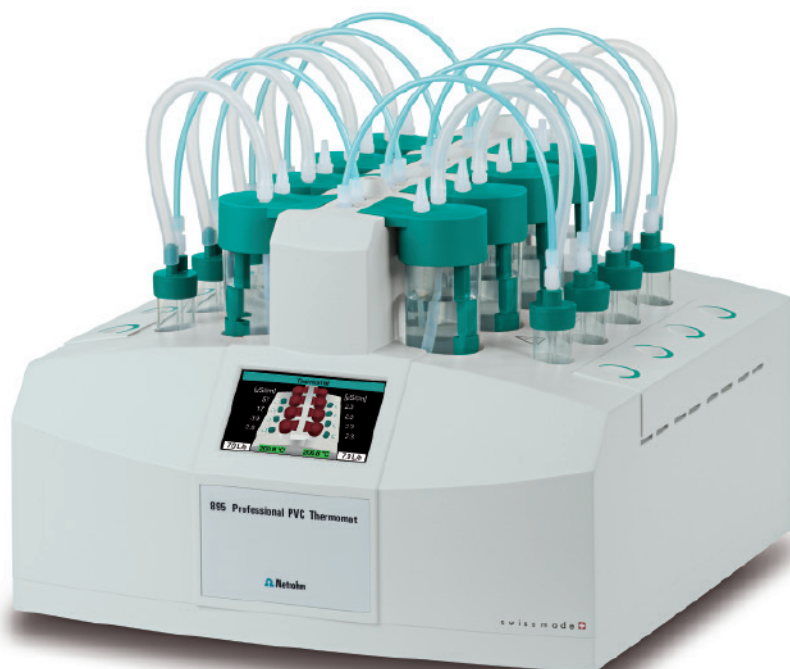
The 895 Professional PVC Thermomat and StabNet in brief

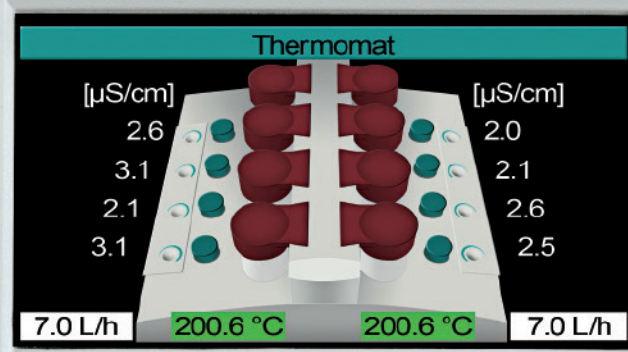
02

The 895 Professional PVC Thermomat in conjunction with StabNet software is a modern analytical system for automatic determination of the thermal stability of polyvinylchloride (PVC) and other chlorine-containing polymers.

The 895 Professional PVC Thermomat is controlled from the PC by StabNet software. Determination itself, however, can be started very conveniently directly on the instrument. Each measuring position has its own individual start button. In addition, the integral color display provides an overview of the status of each individual measuring position. Disposable reaction vessels reduce the cleaning of accessories to a minimum, thereby saving time and cost.

The StabNet software meets all the requirements of modern analytical software. Apart from acquiring and evaluating data automatically, the database enables managing large volumes of data comfortably. User administration with freely configurable access rights as well as automatic backup functions ensure a high level of data security.





895 Professional PVC Thermomat

The most important advantages at a glance

The instrument

- All instrument functions controlled via PC
- Separate starting of each measuring position directly on the instrument
- Overview of the status of all measuring positions on the instrument display
- Unparalleled reliability and simple operation due to unique accessories
 - Affordable disposable glass parts
 - Robust conductivity cells with electrical connections integrated in the reaction vessel cover
- 2 heating blocks with 8 measuring positions per instrument. Up to 4 instruments can be connected to 1 PC

The software

- Clearly laid-out user interface
- Database with flexible filtering, sorting and statistical functions
- High transparency of results due to
 - storage of all determination, method and instrument parameters
 - storage of the history for reevaluation or recalculation of measurement data
- High level of data security due to manipulation-proof database and automatic backup functions
- Network-compatible due to client-server functionality
- User administration with freely configurable access rights
- Meets all the requirements of GLP

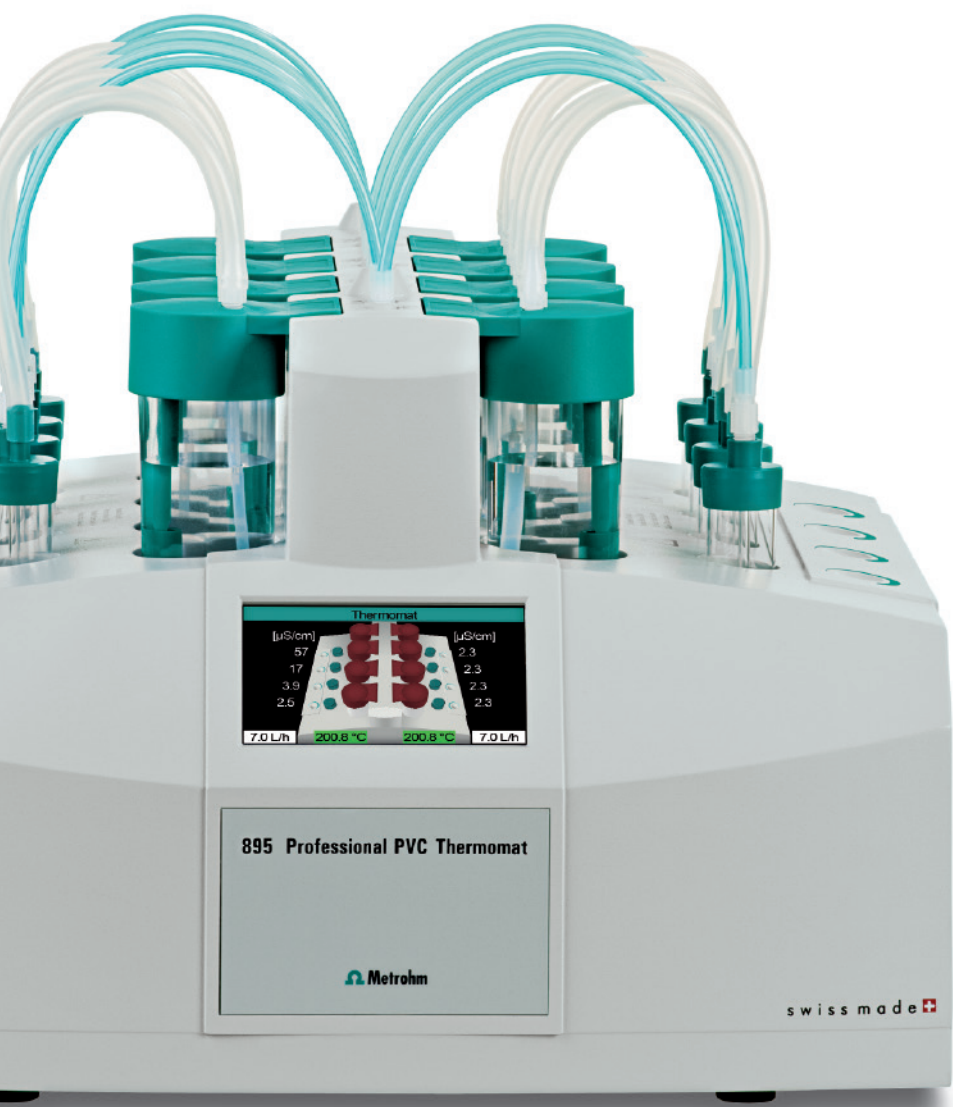
Thermal stability of polyvinylchloride and other chlorinated polymers

04

Plastics based on polyvinylchloride (PVC) decompose at elevated temperatures releasing gaseous HCl. When the thermostability of PVC is determined in accordance with ISO 182 Part 3, the released HCl is transferred by a stream of nitrogen into a measuring cell filled with distilled water, where it is detected by conductivity measurement. The thermal stability of the PVC material is defined as the time that elapses until HCl is released, and is deter-

mined by measuring a defined change in conductivity in the measuring vessel. What is determined exactly is the stability time corresponding to the time until a conductivity difference of 50 $\mu\text{S}/\text{cm}$ is reached in the measuring vessel.

The method is used to test PVC in all stages of processing and to evaluate stabilizers.





05

Standards

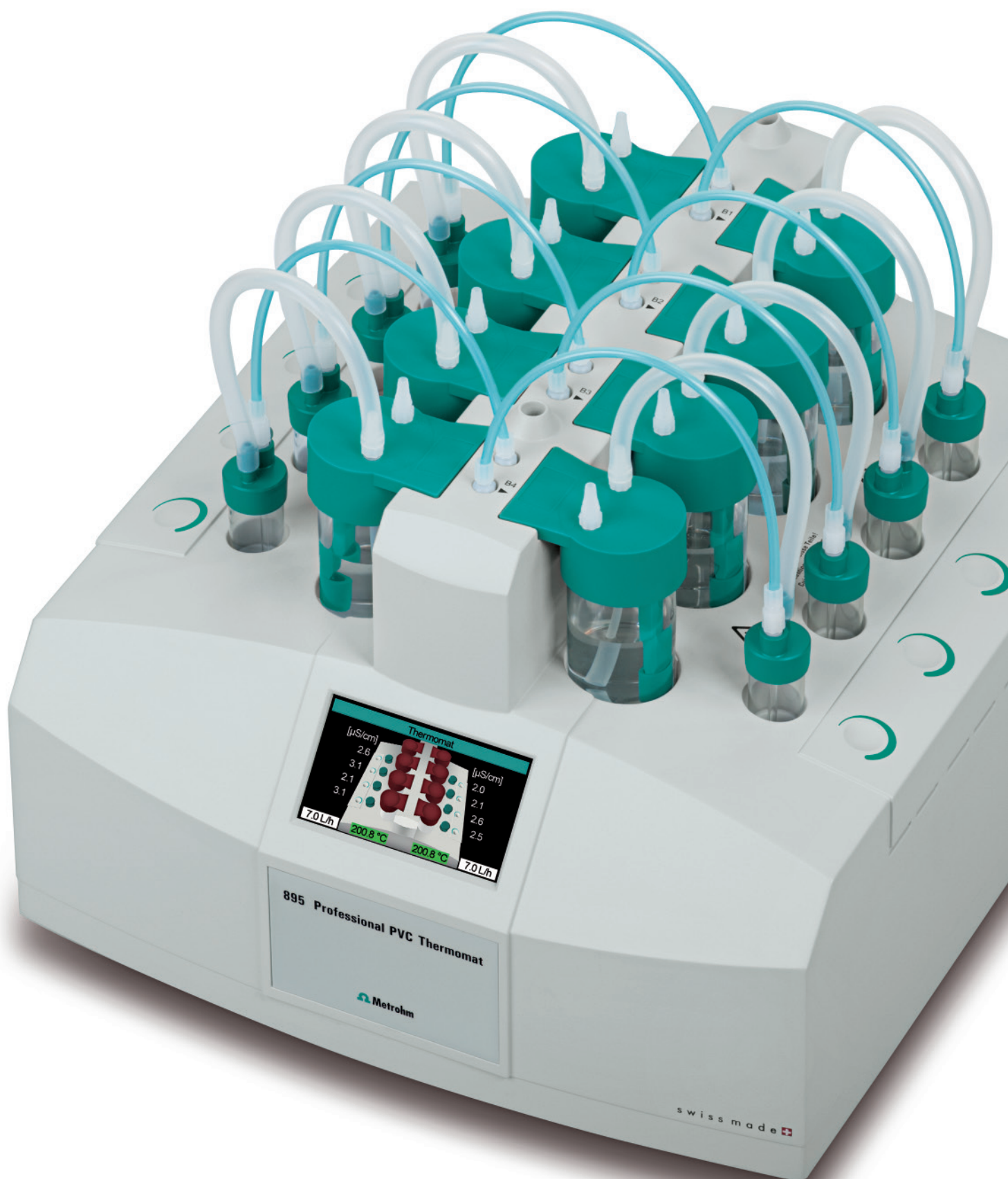
The determination of the thermal stability of PVC is included in various national and international standards, such as:

- ISO 182 Part 3
Plastics – Determination of the tendency of compounds and products based on vinyl chloride homopolymers and copolymers to evolve hydrogen chloride and any other acidic products at elevated temperatures – Part 3: Conductometric method



The 895 Professional PVC Thermomat in detail


06





Start buttons on the instrument

Next to each measuring position there is a button with which determination can be started immediately after the sample has been placed in the heating block. The start button is completely sealed on the outside, so no liquids such as water can enter. Triggering is achieved with the help of capacitive finger detection and also works with gloves.



Instrument display

The status of the instrument and of each individual measuring position can be watched on the color instrument display. It shows the current temperature of the two heating blocks, the gas flow, the status of the measuring position and the conductivity measured in each measuring position.



Easy handling of the reaction vessels

Preparation of the reaction vessel, weighing-out of the sample and closing of the reaction vessel are very simple and safe. The use of disposable glass parts means there is no need for time-consuming cleaning after measuring. That not only saves working time and costs, but also improves the reproducibility of the measurement results, as new, clean measuring vessels prevent carryover effects and consequent interference with results.



Measuring vessel cover with integrated conductivity cell

The conductivity cell, with its electrical connections, is incorporated in the measuring vessel cover. When the cover is placed in position, the cell is immersed in the water and is immediately in the right position. At the same time electrical contact is made to the measuring electronics in the instrument. The conductivity cell itself is a robust stainless steel electrode that withstands even thorough cleaning with detergent and a brush or a wash cycle in the laboratory glassware washer without damage. The cleaning of a conductivity electrode has never been easier.



Nitrogen supply

For the measurement an external nitrogen supply is required. The gas flow to the various measuring positions is controlled within the range of 1 L/h and 25 L/h according to the method settings in StabNet.

Connections

The 895 Professional PVC Thermomat is connected to the PC by way of a USB port. Up to four 895 Professional PVC Thermomats can be connected to a PC and controlled by StabNet.

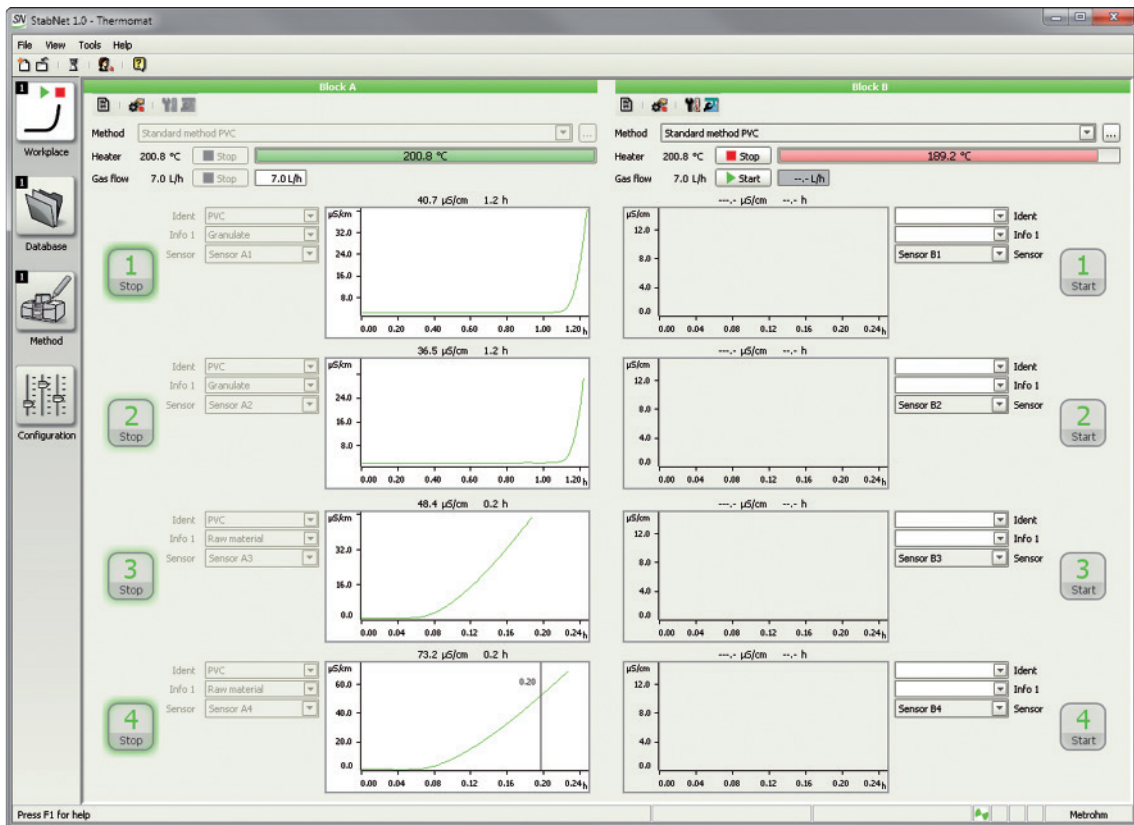
StabNet – modern software for stability measurements

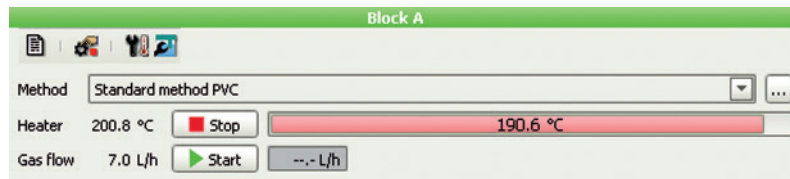
08

StabNet is the modern and user-friendly software for carrying out stability measurements and archiving the measurement data. The characteristic features of StabNet are its ease of use and flexibility.



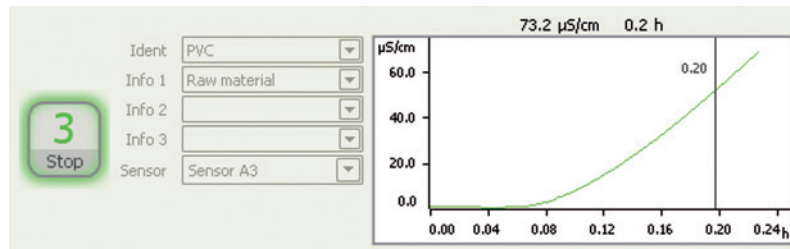
This is evident already in the «Workplace» part of the program, where the day-to-day work is done. Here users will find all the elements that are needed to carry out determinations. The structure of the «Workplace» shows the setup of the 895 Professional PVC Thermomat with its 2 heating blocks and the 8 measuring positions.





For each heating block it is possible to load an individual method in which, amongst other things, the temperature and gas flow are defined. The heating is switched on manually in the «Workplace» part of the program. The

heating can also be started automatically, and very conveniently, at a defined time with the help of a timer; the instrument will then be ready for use right on the start of the working day.

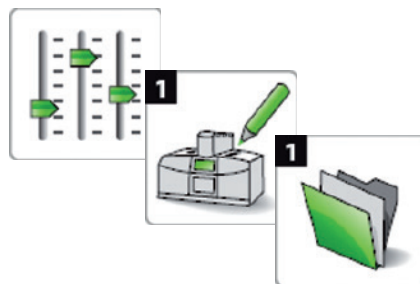


For each measuring position on the instrument there is a live display in the «Workplace» part of the program. The flashing Start/Stop button indicates a determination is running. From the corresponding live curve it is possible to see directly the current status of the determination and the already discovered end points. The sample identification and other information about the sample can be entered in up to 4 fields. Frequently recurring identifications can be stored as text templates and can then be simply selected on the «Workplace».

To determine the stability time, work must be carried out with a calibrated conductivity sensor. This can be done in a straightforward manner by selecting the sensor used in the particular measuring position.



Calibration of the conductivity sensor is assisted by a «Wizard». From the preparations through to the saving of the cell constants, it provides guidance through the calibration process in an easy and understandable way.



The symbols in the StabNet toolbar on the left edge of the program provide access to the other parts of the program: «Configuration», «Method» and «Database». Be-

cause of the clear symbols and the well laid-out structure the user interface is easy to follow and can be operated intuitively.

Data management

10

Completed determinations are stored in a database.

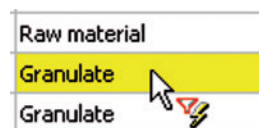


In the «Database» part of the program it is possible to view the determinations including all the determination, method and instrument parameters.

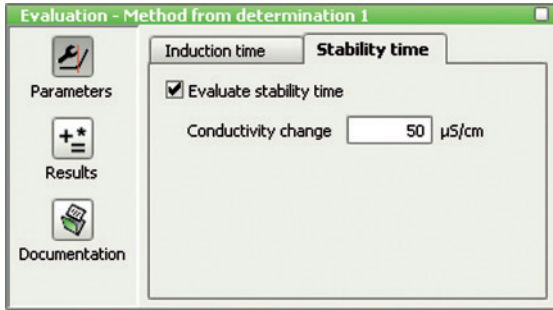
The screenshot shows the StabNet 1.0 software interface. The main window is titled "Determination overview" and contains a table with the following columns: Determination start, Ident, Info 1, Stability time [h], Sample temperature [°C], Method name, User (short name), and Determination status. The table lists 14 determinations, with the 13th row (ID 83) highlighted in green. Below the table, there are three sub-windows: "Curve - PVC" showing a graph of conductivity (µS/cm) vs. time (h) with a value of 0.20 marked; "Information" showing details for the selected determination, including ID, server name, client ID, start time, duration, and user; and "Results" showing the stability time of 0.20 h.

Determination start	Ident	Info 1	Stability time [h]	Sample temperature [°C]	Method name	User (short name)	Determination status	
79	2012-03-22 10:17:53 UTC+1	PVC	Raw material	0.15	200.0	Standard method PVC	Metrohm	original
80	2012-03-22 10:19:25 UTC+1	PVC	Raw material	0.14	200.0	Standard method PVC	Metrohm	original
81	2012-03-22 12:51:53 UTC+1	PVC	Raw material	0.24	200.0	Standard method PVC	Metrohm	original
82	2012-03-22 12:53:18 UTC+1	PVC	Raw material	0.23	200.0	Standard method PVC	Metrohm	original
83	2012-03-22 12:55:09 UTC+1	PVC	Raw material	0.20	200.0	Standard method PVC	Metrohm	original
84	2012-03-22 12:57:27 UTC+1	PVC	Raw material	0.20	200.0	Standard method PVC	Metrohm	original
85	2012-03-22 12:59:42 UTC+1	PVC	Granulate	2.61	190.0	PVC 190 °C	Metrohm	original
86	2012-03-22 13:01:00 UTC+1	PVC	Granulate	2.68	190.0	PVC 190 °C	Metrohm	original
87	2012-03-22 13:02:12 UTC+1	PVC	Pellets	5.98	190.0	PVC 190 °C	Metrohm	original
88	2012-03-22 13:03:45 UTC+1	PVC	Pellets	6.23	190.0	PVC 190 °C	Metrohm	original
89	2012-10-03 08:55:00 UTC+2	PVC	Granulate	1.25	200.0	Standard method PVC	Metrohm	original
90	2012-10-03 08:56:19 UTC+2	PVC	Granulate	1.19	200.0	Standard method PVC	Metrohm	original
91	2012-10-03 08:57:21 UTC+2	PVC	Granulate	1.23	200.0	Standard method PVC	Metrohm	original
92	2012-10-03 08:57:22 UTC+2	PVC	Granulate	1.25	200.0	Standard method PVC	Metrohm	original

The determination overview is freely configurable, so all measurement results can be scanned easily. The subwindows «Curve» and «Information» display the measurement curve and other information on the determination, as well as method and instrument parameters for each determination that is selected.



Convenient sort, search and filter functions make it easy to find data quickly.



Recalculation of determinations

Should it ever be necessary, determinations can also be processed at a later time, either by recalculation with different evaluation parameters or by manual evaluation of the curve. The original data are not lost. All versions of the determination are archived.

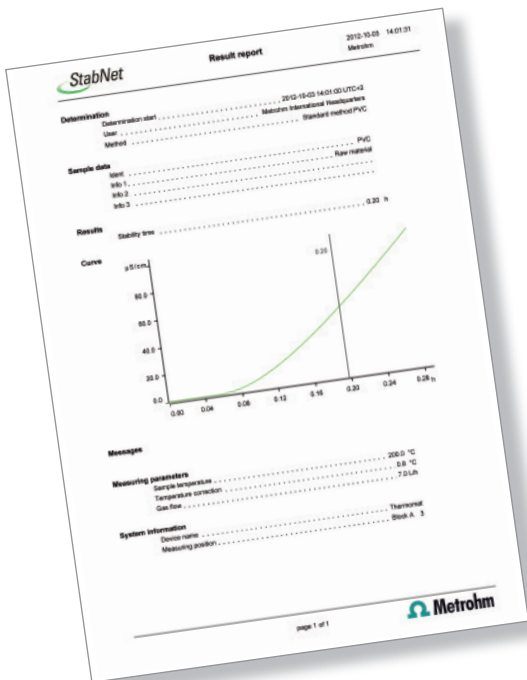


Using the History function it is possible to restore the original version or any interim version or the final version at any time.

Report generation

The Report Generator offers complete freedom when it comes to creating the analysis report, whether it be an individual report with all the relevant sample and method information or a tabular report in the form of a table with all the results of a measurement series. StabNet contains

a series of different report templates that can be adapted to the particular needs. As a result, a customized report can be created in next to no time; and a company logo can, of course, be added, if required.



Individual report with all the relevant details for the determination



Tabular report (with or without curve), in portrait or landscape format, provides an overview of larger measurement series

Other helpful database functions

12

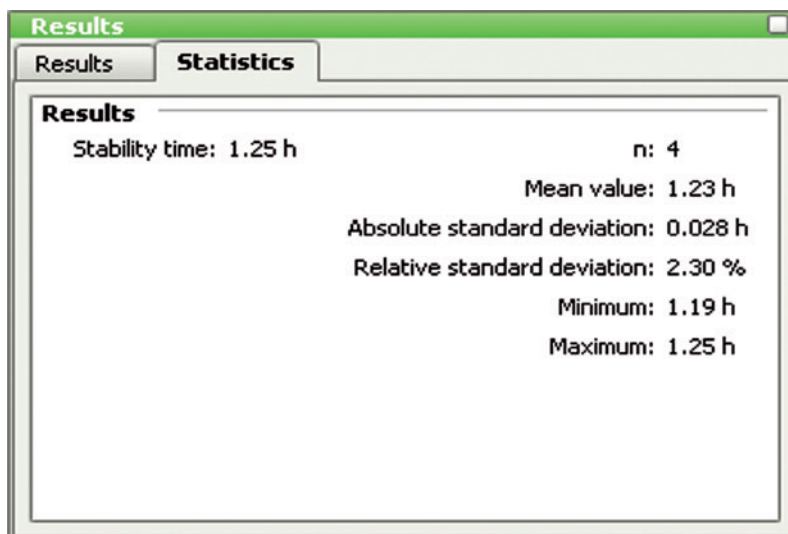
Today entering a result in a table is simply not enough. Frequently, measurement results need to be set out as statistics and graphs. StabNet also supports this step.



Statistical calculations

Confirmation of relevant results usually requires multiple determinations. StabNet offers the possibility of linking 2 or 4 replicate determinations together statistically. At the end of the multiple determinations, statistical data, such

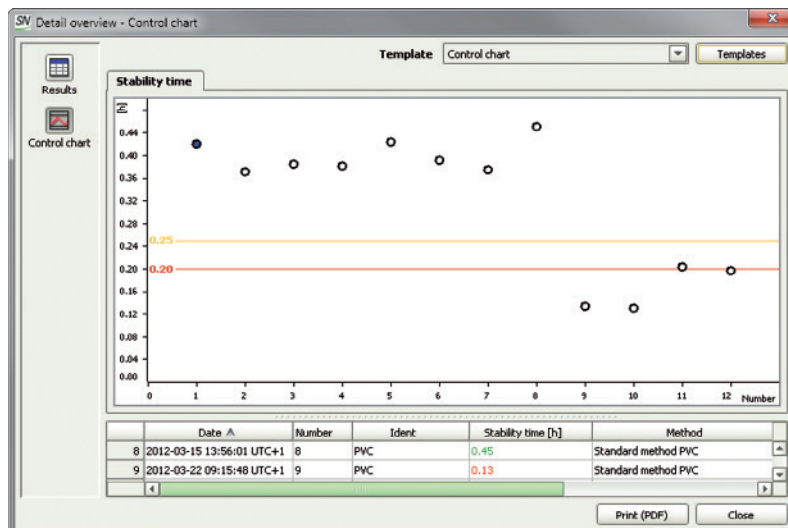
as the mean value and the absolute and relative standard deviations, are then calculated automatically in addition to the individual result.



Detail overview and control chart

The function «Detail overview» shows trends and spreads in a clearly set-out chart. In addition, a table containing all the results of the selected determinations and their statistical evaluation is displayed.

Furthermore, a control chart provides the possibility for defining and visualizing warning and intervention limits.



Central data management

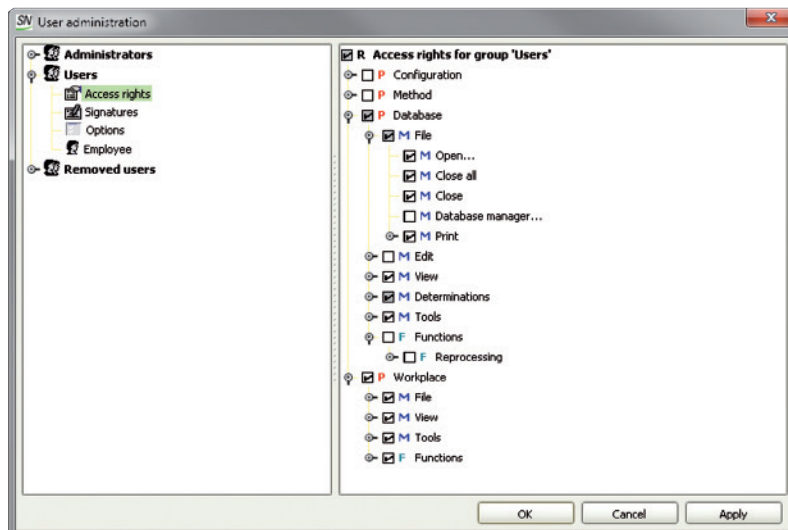
In the client-server version, StabNet enables central data management on a server in the local network. Regarding operation and scope of functions, the client-server version does not differ from a local installation. However, all the methods and determinations are stored centrally on

the StabNet server. The great advantage is that any data can be viewed and processed further from any PC on which a StabNet client is installed, whether in the laboratory or in the office. Thus, all the measurement data are available throughout the company.

Security

Data security and the traceability of results are becoming ever more important. In StabNet the access rights of each user can be defined in accordance with the in-house security scheme. Password protection prevents unauthor-

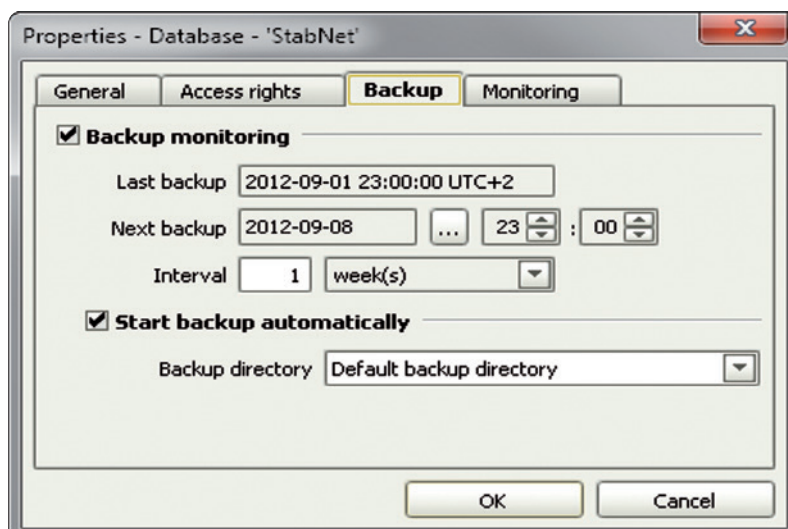
ized access to parts of the program and to data. Furthermore, there is the possibility to add a digital signature to both methods and determinations.



Data backup

StabNet also supports data backup. The entire database is backed up at a freely definable interval.

Lost data can therefore be restored in a very short time.



Technical specifications

895 Professional PVC Thermomat

Heating blocks

2 aluminum heating blocks; electrically heated; can be set to different temperatures

Temperature control

Temperature range	50...220 °C, adjustable in 1 °C steps
Temperature correction	-9.9...+9.9 °C, adjustable in 0.1 °C steps
Deviation of the block temperature from the set value	< ±0.3 °C
Reproducibility of set temperature	Typically better than ±0.2 °C*
Temperature variations	Typically <0.1 °C*
Temperature difference between different measuring positions	Typically <0.3 °C*
Ambient temperature	<50 °C (at an operating temperature of 220 °C)
Response temperature of thermal protection	260 °C

* When operating temperature has been reached, with inserted reaction vessels with an identical filling and 20 L/h air throughput

Gas throughput

Connection for external nitrogen supply	1.5 bar inlet pressure
Adjustable range volumetric flow rate	1...25 L/h (at 25 °C and 1013 hPa)
Max. error from set value	± (0.25 L/h + 5% of the measurement value)

Conductivity measurement

Electrodes	Conductivity cell 6.0913.130 with double steel-pin electrode integrated in measuring vessel cover
Measuring range	0...400 µS/cm

Line power

Voltage	100...120 V and 220...240 V
Frequency	50...60 Hz
Power consumption	Max. 450 VA

Dimensions

Width	383 mm
Depth	393 mm
Height	276.5 mm (without accessories)
Weight	15.4 kg (without accessories)

Minimum PC requirements for StabNet

Processor	Pentium 4; clock speed 1 GHz
Working memory	2 GB
Free hard disk memory	1 GB for program
Free memory for data	4 GB (for approx. 1'000 determinations)
Operating system	Windows XP Professional Windows Vista Windows 7 (32-bit and 64-bit) Windows 8 (32-bit and 64-bit)
USB port	1 for each instrument that is connected (maximum 4)

Additional requirements for StabNet server installations

Operating system for server	Windows Server 2003 Windows Server 2008 Windows Server 2008 R2 (32-bit and 64-bit) Windows Server 2012 (64-bit)
Network	minimum 10 Mbit/s

Ordering information

- 2.895.0010 895 Professional PVC Thermomat
Instrument for the automatic determination of the thermal stability of polyvinyl chloride (PVC) and related copolymers. All accessories necessary for the performance of the determinations is included in the scope of delivery. The StabNet software is required for instrument control, data recording and evaluation and for data storage (not included).

Options


- 6.1111.010 Pt100 Temperature Sensor
6.1428.030 Glass measuring vessel for stability measurements
6.1429.050 Reaction vessel long for stability measurements
6.2059.000 Turning ring
6.2324.010 Conductivity standard 100 $\mu\text{S}/\text{cm}$ (250 mL)
6.2326.000 Silicone oil for stability measuring instruments (50 mL)
6.2418.130 Air tube long for biodiesel measurements
6.2757.000 Air collection tube for stability instruments
6.5616.100 Equipment for determining the temperature correction for Rancimats and PVC Thermomats

Consumables

- 6.1429.040 Reaction vessels for stability measurements, 117 pieces
6.1428.107 Measuring vessels for stability measurements, 50 pieces
6.1454.040 O-rings, 6 pieces
6.1816.010 Silicone tubing
6.2753.107 Reaction vessel cover for stability measurements, 100 pieces
6.2418.120 Gas inlet tube for PVC Thermomats, 117 pieces

StabNet

- 6.6068.112 StabNet 1.1 Full CD: 1 license
6.6068.113 StabNet 1.1 Multi CD: 3 licenses



www.metrohm.com